SIMPLY SURFACES



JAMESON WARM & LIGHT 2CM | 3/4IN

THE OUTDOOR COLLECTION

SIMPLY® SURFACES

THE OUTDOOR COLLECTION is a curated collection of **2CM porcelain pavers**. It is manufactured to the highest quality standards and has outstanding technical performances, including high resistance to wear, to mechanical stress, to weather and is anti-slip.

The techical advantages combined with the design aesthetics make it a perfect fit for hardscapes and architecture.



TOSCANO BEIGE



Advantages

- FROST RESISTANT
- COLORS DO NOT FADE OVER TIME
- RESISTANT TO SUDDEN TEMP. CHANGES
- RESISTANT TO ACID, CHEMICALS, SALT, ETC.
- RESISTANT TO DAMAGE FROM MOLD AND MOSS
- IMPERVIOUS
- ANTI-SLIP
- QUICK AND EASY TO INSTALL
- EASY TO REMOVE
- REUSABLE
- READILY SERVICEABLE
- INSTALLATION WITH ADHESIVE POSSIBLE
- HIGHLY RESISTANT TO LOADS
- WIDE RANGE OF FINISHES
- ALLOWS WATER DRAINAGE
- SPECIAL MATCHING PIECES
- EXTREMELY LONG LASTING
- EASY TO CLEAN
- MATCHES INTERIOR FLOORING
- SUITABLE FOR RAISED INSALLATIONS

PRESCOTT GRAY

Lay-on Installation

INSTALLATION ON GRASS



The stratigraphy shown is only an indication: we recommended reffering to local regulations in order to achieve a correct installation.

Installation as stepping stones on grass:

- Remove the grass from the area underneath
- Dig 2 inch deep in warm and dry climate, or deeper in cold or wet climates.
- Compact the soil.
- Fill the excavated area with gravel (size 1/6 - 1/3 inch) or sand and compact it.
- Dry set

INSTALLATION ON CONCRETE SLAB



The stratigraphy shown is only an indication: we recommended reffering to local regulations in order to achieve a correct installation.

Installation with thin set on concrete slab recommended for areas open to vehicular traffic or subject to very high stress: leave joints at least 1/8 inch wide and respect expansion joints.

To install on concrete slab on ground:

- Complete the digging and compact the soil
- Place a layer of crushed stone or gravel
- Place the slab including optional steel mesh
- Install with exterior-rated elastic adhesive

INSTALLATION ON GRAVEL

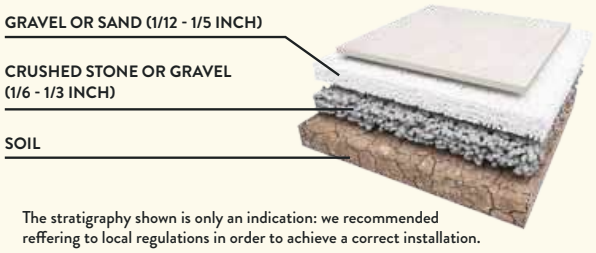

The stratigraphy shown is only an indication: we recommended reffering to local regulations in order to achieve a correct installation.

Recommended for larger areas, for installation with thin joints or joints without grass.

- Excavate the soil at least 4 inch deep in warm and dry climate, or deeper in cold or wet climates.
- Compact the soil at the bottom and ensure it is sloped (≥ 2%) to avoid stagnation of water.
- Optional - place a layer of geotextile to keep the gravel from sinking into the soil.
- Place and compact a layer of crushed stone or gravel (size 1/6 - 1/3 inch).
- Optional - place a layer of geotextile to separate aggregates.
- Place and compact a layer of fine gravel or sand (size 1/12 - 1/5 inch) to ease the leveling of the surface.
- Ensure the surface is level using a straightedge. A slight slope (≥ 1%) is recommended to ensure proper drainage of the floor.
- Dry set leaving joints at least 1/8 inch wide. Tile spacers can be used to facilitate installation. Ensure the floor is level with a straightedge and use a rubber hammer to correct small differences in height.
- Fill the joints with very fine sand (size 0 - 1/8 inch) or polymeric sand.

INSTALLATION ON SAND

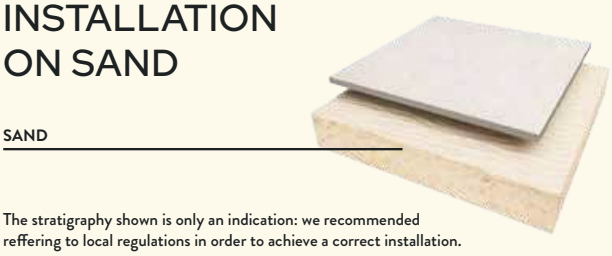

The stratigraphy shown is only an indication: we recommended reffering to local regulations in order to achieve a correct installation.

Installation on sand can be performed directly:

- Level and compact the sand
- Dry setVV



Hills Blend

COLORED BODY PORCELAIN PAVERS
W/ COORDINATING INDOOR TILE

2 CM | 3/4 IN

24”x24”

ANSI A 137.1 COMPLIANT

- FLOOR
- HIGH SHADE VARIATION
- 0.78 in 20 mm
- ASTM C 1026 RESISTANT
- ASTM C 373 ~ 0.1%
- ASTM C 650: CLASS A
  ASTM C 1378: CLASS A
- ASTM C 648: ~3000 lbf.
- ANSI A 326.3: 2017 release 2019. (DCOF): ≥ 0,60
- HEAVY USE



Multicolor



Miami White



Pool Coping with full round edge

12”x24”

SIMPLY SURFACES



FAYMOUNT MILLSTONE

Faymount

COLORED BODY PORCELAIN PAVERS
W/ COORDINATING INDOOR TILE

2 CM | 3/4 IN

12”x48”

24”x24”

ANSI A 137.1 COMPLIANT

- FLOOR
- MODERATE SHADE VARIATION
- 0.78 in 20 mm
- ASTM C 1026 RESISTANT
- ASTM C 373 ~ 0.1%
- ASTM C 650: CLASS A
  ASTM C 1378: CLASS A
- ASTM C 648: ~3000 lbf.
- ANSI A 326.3: 2017 release 2019. (DCOF): ≥ 0,60
- HEAVY USE



Millstone



Pewter



Alabaster



Pool Coping with full round edge

12”x24”

SIMPLY® SURFACES



Loft

COLORED BODY PORCELAIN PAVERS
W/ COORDINATING INDOOR TILE

2 CM | 3/4 IN

12”x48”

24”x24”

24”x48”

ANSI A 137.1 COMPLIANT

- FLOOR
- MODERATE SHADE VARIATION
- 0.78 in 20 mm
- ASTM C 1026 RESISTANT
- ASTM C 373 ~ 0.1%
- ASTM C 650: CLASS A
  ASTM C 1378: CLASS A
- ASTM C 648: ~3000 lbf.
- ANSI A 326.3: 2017 release 2019. (DCOF): ≥ 0,60
- HEAVY USE



Chalk



Greige



Pool Coping with full round edge

12”x24”

SIMPLY SURFACES



Claros

COLORED BODY PORCELAIN PAVERS
W/ COORDINATING INDOOR TILE

2 CM | 3/4 IN

12”x48”
24”x24”
24“x48”

ANSI A 137.1 COMPLIANT

FLOOR

MODERATE
SHADE VARIATION

0.78 in
20 mm

ASTM C 1026
RESISTANT

ASTM C 373
~ 0.1%

ASTM C 650: CLASS A
ASTM C 1378: CLASS A

ASTM C 648: ~3000 lbf.

ANSI A 326.3:
2017 release 2019.
(DCOF): ≥ 0,60

HEAVY USE



Light Gray



Extra White



Pool Coping with full round edge
12”x24”

SIMPLY SURFACES



Jameson

COLORED BODY PORCELAIN PAVERS
W/ COORDINATING INDOOR TILE

2 CM | 3/4 IN

24”x24”

ANSI A 137.1 COMPLIANT

- FLOOR
- MODERATE SHADE VARIATION
- 0.78 in 20 mm
- ASTM C 1026 RESISTANT
- ASTM C 373 ~ 0.1%
- ASTM C 650: CLASS A
  ASTM C 1378: CLASS A
- ASTM C 648: ~3000 lbf.
- ANSI A 326.3: 2017 release 2019. (DCOF): ≥ 0,60
- HEAVY USE



Warm



Light



Pool Coping with full round edge

12”x24”

SIMPLY® SURFACES



Monument

COLORED BODY PORCELAIN PAVERS
W/ COORDINATING INDOOR TILE

2 CM | 3/4 IN

16”x32”
24”x24”
24”x48”



Ivory



White



Pool Coping with full round edge
12”x24”

ANSI A 137.1 COMPLIANT

- FLOOR
- MODERATE SHADE VARIATION
- 0.78 in 20 mm
- ASTM C 1026 RESISTANT
- ASTM C 373 ~ 0.1%
- ASTM C 650: CLASS A
  ASTM C 1378: CLASS A
- ASTM C 648: ~3000 lbf.
- ANSI A 326.3: 2017 release 2019. (DCOF): ≥ 0,60
- HEAVY USE

SIMPLY® SURFACES



Toscano

COLORED BODY PORCELAIN PAVERS
W/ COORDINATING INDOOR TILE

2 CM | 3/4 IN

24”x24”

ANSI A 137.1 COMPLIANT

FLOOR

MODERATE
SHADE VARIATION

0.78 in
20 mm

ASTM C 1026
RESISTANT

ASTM C 373
~ 0.1%

ASTM C 650: CLASS A
ASTM C 1378: CLASS A

ASTM C 648: ~3000 lbf.

ANSI A 326.3:
2017 release 2019.
(DCOF): ≥ 0,60

HEAVY USE



Bianco



Beige



Pool Coping with full round edge

12”x24”

SIMPLY® SURFACES



FUSION BIANCO

Fusion

COLORED BODY PORCELAIN PAVERS
W/ COORDINATING INDOOR TILE

2 CM | 3/4 IN

16”x32”

ANSI A 137.1 COMPLIANT

FLOOR

MODERATE
SHADE VARIATION

0.78 in
20 mm

ASTM C 1026
RESISTANT

ASTM C 373
~ 0.1%

ASTM C 650: CLASS A
ASTM C 1378: CLASS A

ASTM C 648: ~3000 lbf.

ANSI A 326.3:
2017 release 2019.
(DCOF): ≥ 0,60

HEAVY USE



Sand



Bianco



Pool Coping with full round edge

12”x24”

SIMPLY SURFACES



Garrison

COLORED BODY PORCELAIN PAVERS
W/ COORDINATING INDOOR TILE

2 CM | 3/4 IN

24”x24”

24”x48”



Gea



Pool Coping with full round edge

12”x24”

ANSI A 137.1 COMPLIANT

FLOOR

MODERATE
SHADE VARIATION

0.78 in
20 mm

ASTM C 1026
RESISTANT

ASTM C 373
~ 0.1%

ASTM C 650: CLASS A
ASTM C 1378: CLASS A

ASTM C 648: ~3000 lbf.

ANSI A 326.3:
2017 release 2019.
(DCOF): ≥ 0,60

HEAVY USE

SIMPLY® SURFACES



Prescott

COLORED BODY PORCELAIN PAVERS
W/ COORDINATING INDOOR TILE

2 CM | 3/4 IN

24”x24”
12”x24”
12”x12”

ANSI A 137.1 COMPLIANT

- FLOOR
- MODERATE SHADE VARIATION
- 0.78 in 20 mm
- ASTM C 1026 RESISTANT
- ASTM C 373 ~ 0.1%
- ASTM C 650: CLASS A
  ASTM C 1378: CLASS A
- ASTM C 648: ~3000 lbf.
- ANSI A 326.3: 2017 release 2019. (DCOF): ≥ 0,60
- HEAVY USE



Gray



Blue



Pool Coping with full round edge

12”x24”

SIMPLY® SURFACES